

SERA SUSPENSION

D11027

PROJECT _____

TYPE _____

NOTES _____

QUANTITY _____

DATE _____

GENERAL

Series: Sera
Division: Design
Mounting Type: Suspension
Mounting Location: Ceiling
Subcategory: Pendant

PHYSICAL

Shape: Rectangle
Length (mm): 254
Length (in): 10
Width (mm): 35
Width (in): 1 ³/₈
Height (mm): 686
Height (in): 27
Max. Overall Height (mm): 1600
Max. Overall Height (in): 63
Weight (kg): 1.23
Weight (lbs): 2.7
Diffuser: Satin White Pyrex Glass
Fixture Finish: OWH / BLK
Fixture Material: Aluminum

ELECTRICAL

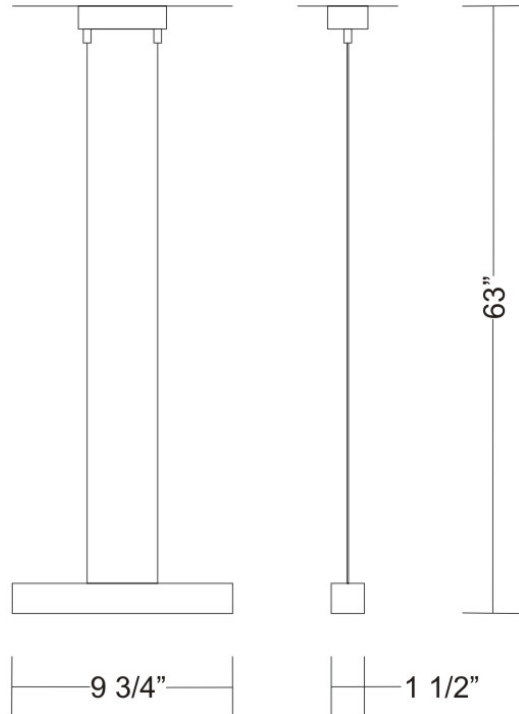
Number of Lamps: 1
Lamp Type: LED Retrofit / Halogen
Lamp Shape: T3
Bulb Included: Bulb Not Included
Total Output Wattage (W): 18 / 100
Max. Wattage Per Lamp (W): 18 / 100
Lamp Base: RSC
Input Voltage (V): 120

LED

OPTICAL

RATINGS AND CERTIFICATIONS

Certified By: CSA Certified to UL and CSA Standards
IP rating: IP20



SERA SUSPENSION

D11029

GENERAL

Series: Sera
Division: Design
Mounting Type: Suspension
Mounting Location: Ceiling
Subcategory: Pendant

PHYSICAL

Length (mm): 1010
Length (in): 39 ³/₄
Width (mm): 35
Width (in): 1 ³/₈
Height (mm): 1600
Height (in): 63
Max. Overall Height (mm): 1600
Max. Overall Height (in): 63
Weight (kg): 2.27
Weight (lbs): 5
Diffuser: Satin White Pyrex Glass
Fixture Finish: ALU
Fixture Material: Aluminum

ELECTRICAL

Number of Lamps: 3
Lamp Type: LED Retrofit / Halogen
Lamp Shape: T3
Bulb Included: Bulb Not Included
Total Output Wattage (W): 54 / 300
Max. Wattage Per Lamp (W): 18 / 100
Lamp Base: RSC
Input Voltage (V): 120

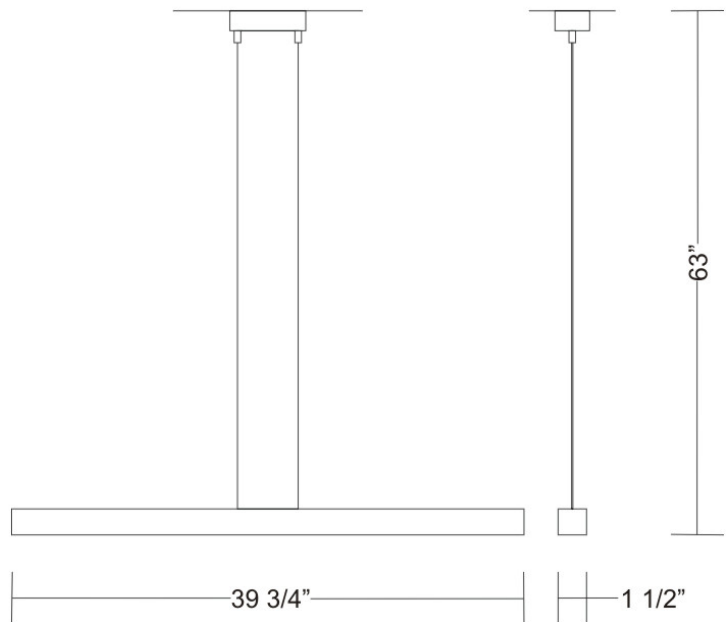
LED

OPTICAL

RATINGS AND CERTIFICATIONS

Certified By: CSA Certified to UL and CSA Standards
IP rating: IP20

PROJECT	_____
TYPE	_____
NOTES	_____
QUANTITY	_____
DATE	_____



SERA SURFACE

D13027

PROJECT _____

TYPE _____

NOTES _____

QUANTITY _____

DATE _____

GENERAL

Series: Sera _____

Division: Design _____

Mounting Type: Surface _____

Mounting Location: Wall _____

Subcategory: Ambient _____

PHYSICAL

Shape: Rectangle _____

Length (mm): 254 _____

Length (in): 10 _____

Height (mm): 35 _____

Height (in): 1 ³/₈ _____

Extension (mm): 108 _____

Extension (in): 4 ¹/₄ _____

Light Distribution: Direct / Indirect _____

Weight (kg): 1.23 _____

Weight (lbs): 2.7 _____

Diffuser: Satin White Pyrex Glass _____

Fixture Finish: ANA _____

Fixture Material: Anodized Aluminum _____

ELECTRICAL

Number of Lamps: 1 _____

Lamp Type: LED Retrofit / Halogen _____

Bulb Included: Bulb Not Included _____

Total Output Wattage (W): 18 / 100 _____

Max. Wattage Per Lamp (W): 18 / 100 _____

Lamp Base: RSC _____

Input Voltage (V): 120 _____

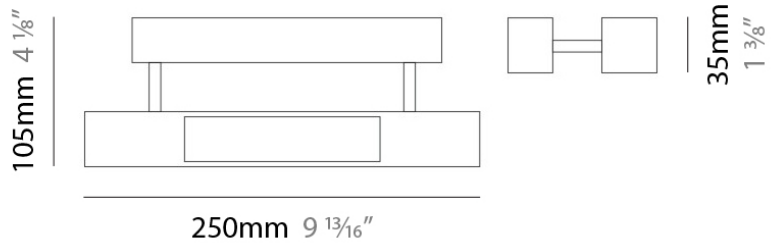
LED

OPTICAL

RATINGS AND CERTIFICATIONS

Certified By: CSA Certified to UL and CSA Standards _____

IP rating: IP20 _____



SERA SURFACE

D13028

GENERAL

Series: Sera
Division: Design
Mounting Type: Surface
Mounting Location: Wall
Subcategory: Ambient

PHYSICAL

Length (mm): 630
Length (in): 24 ³/₄
Width (mm): 35
Width (in): 1 ¹/₂
Depth (mm): 105
Depth (in): 4 ¹/₄
Extension (mm): 140
Extension (in): 5
Weight (kg): 3.2
Weight (lbs): 7
Diffuser: satin white pyrex glass
Fixture Finish: ANA
Fixture Material: Anodized Aluminum

ELECTRICAL

Number of Lamps: 2
Lamp Type: LED Retrofit / Halogen
Bulb Included: Bulb Not Included
Total Output Wattage (W): 36 / 200
Max. Wattage Per Lamp (W): 18 / 100
Lamp Base: R7s
Input Voltage (V): 120

LED

OPTICAL

RATINGS AND CERTIFICATIONS

Certified By: CSA Certified to UL and CSA Standards
IP rating: IP20

PROJECT

TYPE

NOTES

QUANTITY

DATE













LEGEND

	floor-mounted		pivotal		special LED (upon request) RGB, RGBW, tunable, gold+, meat+, art+, fashion+
	wall and ceiling: recessed and surface mounted		rotating		warm dim / natural dimming LED
	ceiling-mounted and wall-mounted		illuminate tilted		rechargeable battery powered
	wall-mounted		color of suspension cable		fixture with natural vivid LED (upon request)
	omni-directional light distribution		length of suspension cable		color rendering index
	direct light distribution		reflector degree selection		color temperature
	direct/indirect light distribution		super spot		lumen (luminous flux)
	indirect light distribution		lens		efficacy (lumens per watt)
	asymmetric light distribution		lens pack		Unified Glare Rating (UGR) range from 5-40
	aura light distribution		shine ring		marine grade (AISI 316 stainless steel)
	round wall or ceiling cut-out		integrated shine ring with diffuser		walk on
	square wall or ceiling cut-out		free individual colors 01-29		drive on
	the supplied jig specifies the cutout dimensions		individual colors: 00 (free of charge), 01-25 (extra charge)		Dark Sky Compliance
	minimum distance (meters) lamp - object		luminaire part to be colored (F1)		Americans with Disabilities Act (less than 4" off the wall located between 27"-84" from floor)
	recessed depth		luminaire part to be colored (F2)		lamp protected against explosion
	ceiling thickness in mm		luminaire part to be colored (F3)		blown glass using traditional methods by master glass blower
	ceiling thickness selection		luminaire part to be colored (F4)		acoustic material
	dimmable DP (phase), DV (0-10V), DD (dali), DS (step-dim)		luminaire part to be colored (F5)		protection class I, protection insulation
	included or excluded LED driver/transformer/control gear		color of 3-circuit adaptor		protection class II, protection insulation
	separately switchable		indirect diffuser		ETL Certified to UL and CSA Standards
	sensor		direct diffuser		UL Certified to UL and CSA Standards
	remote control		ball-proof (upon request)		CSA Certified to UL and CSA Standards
	available upon request		accessory		Certified for North American Standards

IP RATING

	protected against ingress of solid bodies greater than 12.5mm (finger)
	protected against ingress of solid bodies greater than 2.5mm protected against sprays of water up to 60 degrees from the vertical (rain)
	protected against ingress of solid bodies greater than 1mm (wire) no protection against the ingress of moisture
	protected against ingress of solid bodies greater than 1mm (wire) protected against sprays of water up to 60 degrees from the vertical (rain)
	protected against ingress of solid bodies greater than 1mm (wire) protected against water splashed from all directions
	protected against limited ingress of dust (wet rooms/covered outdoor areas) protected against water splashed from all directions
	protected against ingress of dust protected against jets of water
	protected against ingress of dust protected against powerful jets of water or heavy seas
	protected against ingress of dust protected against immersion of water between 15cm - 1m for 30 minutes
	protected against ingress of dust protected against immersion of water under pressure for long periods

IK RATING

	protected against 0.14 joules impact (equivalent to 0.25kg mass dropped from 56mm above the surface)
	protected against 0.2 joules impact (equivalent to 0.25kg mass dropped from 80mm above the surface)
	protected against 0.35 joules impact (equivalent to 0.25kg mass dropped from 140mm above the surface)
	protected against 0.5 joules impact (equivalent to 0.25kg mass dropped from 200mm above the surface)
	protected against 0.7 joules impact (equivalent to 0.25kg mass dropped from 280mm above the surface)
	protected against 1 joules impact (equivalent to 0.25kg mass dropped from 400mm above the surface)
	protected against 2 joules impact (equivalent to 0.5kg mass dropped from 400mm above the surface)
	protected against 5 joules impact (equivalent to 1.7kg mass dropped from 300mm above the surface)
	protected against 10 joules impact (equivalent to 5.0kg mass dropped from 200mm above the surface)
	protected against 20 joules impact (equivalent to 5.0kg mass dropped from 400mm above the surface)